Multi Turn

Holder code system

MT	20	R	-	2.25D
Brand Name	Tool Dia.	Hand		Aspect ratio

Insert code system

Q	C	M	T	08	03	04	-	CM
Insert shape	Relief angle	Tolerance	Cross section type	Cutting edge length	Height of cutting edge	Nose radius		Chip breaker

Tool design by FEM analysis

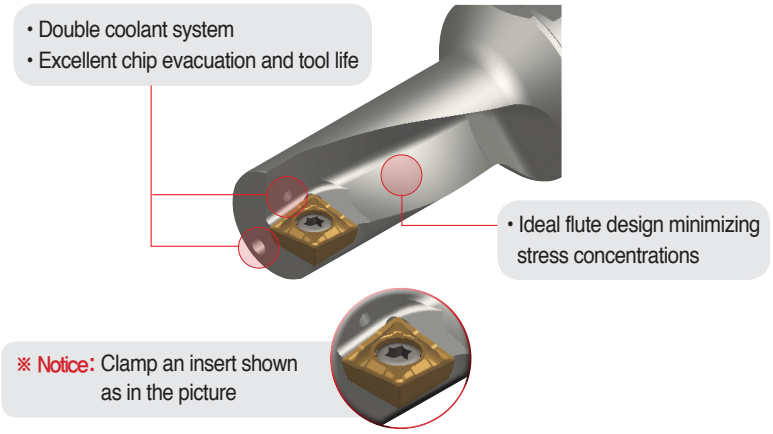

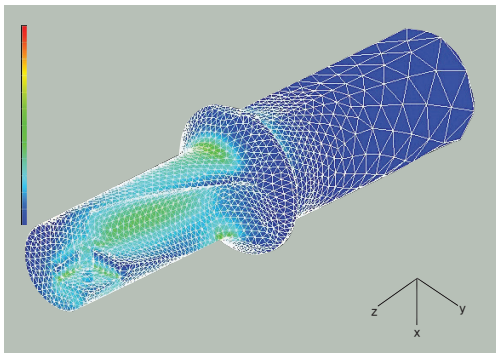

• Minimized stress during cutting, prevented damage from vibration and longer tool life

Optimized design

Creative stepping cutting edge

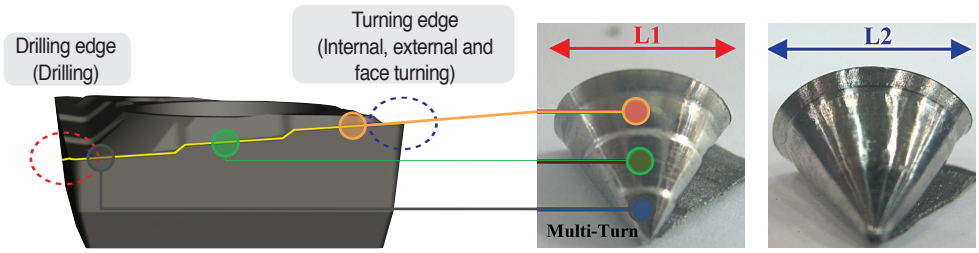

• Special chip formed by edge geometry better chip

• evacuation due to small radius width of chip curl





Comparison	Multi turn	Competitor A	Competitor B
vfn (mm/rev) = 0.08			
Feed fn (mm/rev) = 0.10			
Chip width (rate)	80%	100%	120%

User's guide

External / Internal turning



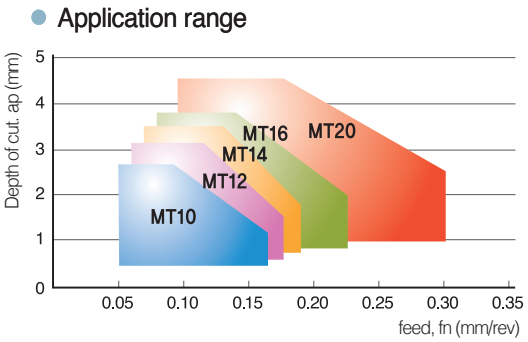

Facing



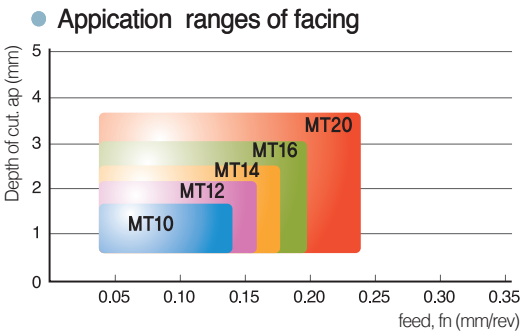

Drilling



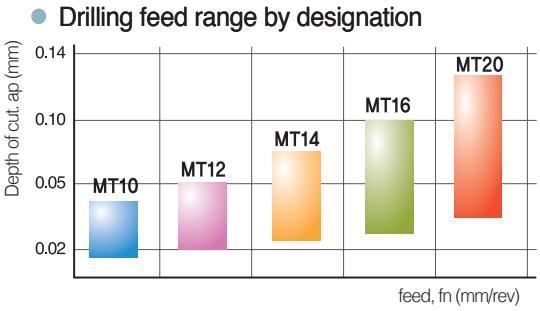

Offset (Diameter compensation)

Disignation	Machined diameter (mm)	ØDmin (mm)	ØDmax (mm)
MT10R/L-2.25D	10	9.85	10.35
MT12R/L-2.25D	12	11.85	12.35
MT14R/L-2.25D	14	13.85	14.35
MT16R/L-2.25D	16	15.85	16.35
MT20R/L-2.25D	20	19.85	20.35
MT25R/L-2.25D	25	24.85	25.35
MT32R/L-2.25D	32	31.85	32.35

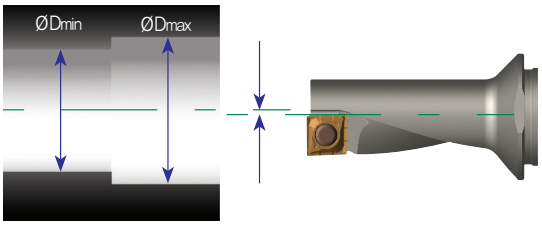

Drill diameter is adjustable by the offset compensation

MT (Multi-Turn)

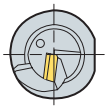

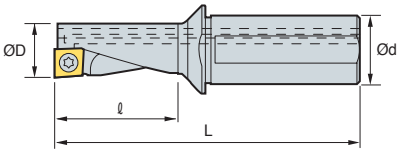

(mm)

Designation		ØD	Ød	ℓ	L	Insert	Screw	Wrench
MT	10R/L-2.25D	10	12	22.5	69.5	QC□T050204	FTNA0204S	TW06P
	12R/L-2.25D	12	16	27.0	78.0	QC□T060204	FTNA02205S	TW06P
	14R/L-2.25D	14	16	31.5	83.5	QC□T070304	FTKA02555	TW07P
	16R/L-2.25D	16	20	36.0	94.0	QC□T080304	FTNA0306	TW09P
	20R/L-2.25D	20	25	45.0	111.0	QC□T10T304	FTNA03508	TW15P
	25R/L-2.25D	25	32	56.5	130.0	QC□T130408	FTNC04509	TW20S
	32R/L-2.25D	32	40	72.0	160.0	QC□T170508	FTNC04511	TW20S

Insert

Picture	Designation		Coated				Uncoated		Dimensions (mm)					Configuration
			NC3120	NC3225	NC6315	PC5300	H01	H05	l	d	t	r	Ød1	
	QCMT	050204-CM		●	●	●			5.0	5.4	2.10	0.4	2.3	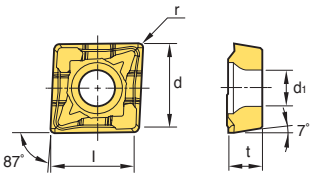
		060204-CM		●	●	●			6.0	6.4	2.38	0.4	2.5	
		070304-CM		●	●	●			7.0	7.4	3.18	0.4	2.8	
		080304-CM		●	●	●			8.0	8.4	3.18	0.4	3.4	
		10T304-CM		●		●			10.0	10.4	3.97	0.4	4.0	
		130408-CM		●		●			12.7	13.5	4.76	0.8	5.5	
		170508-CM		●	●	●			16.7	17.5	5.56	0.8	5.5	
	QCGT	050204-CA					●		5.0	5.4	2.10	0.4	2.3	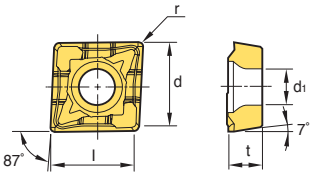
		060204-CA					●		6.0	6.4	2.38	0.4	2.5	
		070304-CA					●		7.0	7.4	3.18	0.4	2.8	
		080304-CA					●		8.0	8.4	3.18	0.4	3.4	
		10T304-CA					●		10.0	10.4	3.97	0.4	4.0	
		130408-CA					●		12.7	13.5	4.76	0.8	5.5	
		170508-CA					●		16.7	17.5	5.56	0.8	5.5	

● : Stock item